



SCHOTTKY BARRIER RECTIFIERS (Photovoltaic Solar Cell Protection)





TYPE No.	Max. Peak Reverse Voltage	Max. Average Rectified Current	Max. Peak Forward Surge Current	Max. Reverse Leakage Current	Max. Forward Voltage		[Package Outline Drawing No. Please refer to Page: 131~139]
	PRV	I_o	I_{FSM}	I_R	V_{FM}	I_{FM}	
	V	A	A	mAdc	V	A	



10 Amperes

10SQ030	30	10	275	0.5	0.55	10	R-6 (No.: 9)	
10SQ040	40				0.70			
10SQ050	50				0.80			
10SQ060	60							
10SQ080	80							
10SQ100	100							
SQ1030	30	10	275	0.5	0.55	10	DO-27 (No.: 5)	
SQ1040	40				0.70			
SQ1050	50				0.80			
SQ1060	60							
SQ1080	80							
SQ10100	100							

12 Amperes

12SQ030	30	12	300	0.5	0.55	12	R-6 (No.: 9)	
12SQ040	40				0.70			
12SQ050	50				0.80			
12SQ060	60							
12SQ080	80							
12SQ100	100							
SQ1230	30	12	300	0.5	0.55	12	DO-27 (No.: 5)	
SQ1240	40				0.70			
SQ1250	50				0.80			
SQ1260	60							
SQ1280	80							
SQ12100	100							

15 Amperes

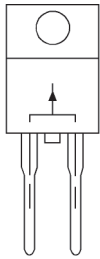
15SQ030	30	15	320	0.5	0.55	15	R-6 (No.: 9)	
15SQ040	40				0.70			
15SQ050	50				0.80			
15SQ060	60							
15SQ080	80							
15SQ100	100							
SQ1530	30	15	320	0.5	0.55	15	DO-27 (No.: 5)	
SQ1540	40				0.70			
SQ1550	50				0.80			
SQ1560	60							
SQ1580	80							
SQ15100	100							

TYPE No.	Max. Peak Reverse Voltage	Max. Average Rectified Current	Max. Peak Forward Surge Current	Max. Reverse Leakage Current	Max. Forward Voltage		<div style="border: 1px solid black; padding: 5px; width: fit-content; margin: auto;"> Package Outline Drawing No. Please refer to Page: 131~139 </div>
	PRV	I_o	I_{FSM}	I_R	V_{FM}	I_{FM}	
	V	A	A	mAdc	V	A	

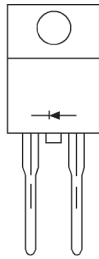
20 Amperes

SD2040* SD2045*	40 45	20	400	0.5	0.60	20	TO-220A (No.: 47)	
SD2040A** SD2045A**	40 45	20	400	0.5	0.60	20		
SDA2040 SDA2045	40 45	20	300	0.5	0.62	20		
SDC2040C SDC2045C	40 45	20	150	0.5	0.55	10		
SP2040 SP2045	40 45	20	400	0.5	0.60	20	TO-263 (D ² PAK) (No.: 44)	
SPA2040 SPA2045	40 45	20	300	0.5	0.62	20		
SPB2045 SPB2050	45 50	20	275	0.5	0.55	20		
SPC2040C SPC2045C	40 45	20	150	0.5	0.55	10		

NOTE: SD204x & SD204xA are in different circuit figure.



SD2040~45A



SD2040~45