

100W Single Output Switching Power Supply

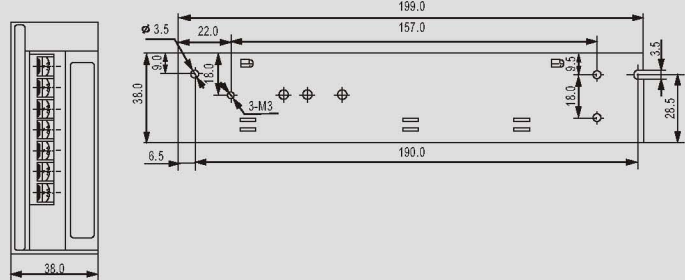
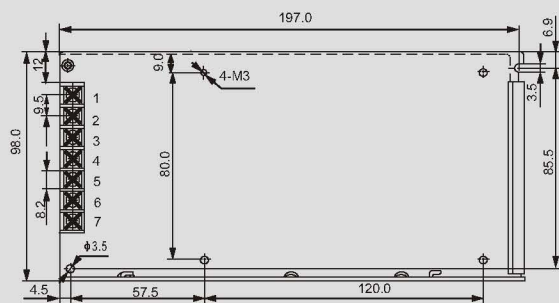
ZONZEN

Features:

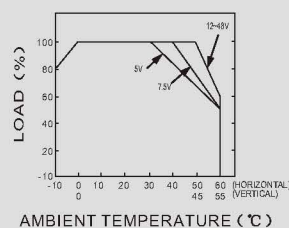
- High efficiency, high reliability, low cost
- AC input range selected by switch
- Protections: Short circuit/Over load
- Fixed switching frequency at 25KHz
- 100% full load burn-in test
- Cooling by free air convection
- 1 year warranty
- Dimensions: 199×98×38mm(L×W×H)

Technical Parameter

Model		SKS-100-3	SKS-100-5	SKS-100-7.5	SKS-100-12	SKS-100-15	SKS-100-18	SKS-100-24	SKS-100-27	SKS-100-48	
Output	DC Voltage	3V	5V	7.5V	12V	15V	18V	24V	27V	48V	
	Voltage Tolerance	±2%	±2%	±1%	±1%	±1%	±1%	±1%	±1%	±1%	
	Rated Current	20A	20A	13.6A	8.5A	6.7A	5.6A	4.5A	3.7A	2A	
	Current Range	0-20A	0-20A	0-13.6A	0-8.5A	0-6.7A	0-5.6A	0-4.5A	0-3.7A	0-2A	
	Rated Power	60W	100W	102W	102W	100.5W	100.8W	108W	99.9W	96W	
	Ripple & Noise	100mVp-p	100mVp-p	100mVp-p	100mVp-p	100mVp-p	100mVp-p	100mVp-p	100mVp-p	100mVp-p	
	DC Voltage Adj. Range	-5%,+10%	-5%,+10%	±10%	±10%	±10%	±10%	±10%	±10%	-4%,+18%	±10%
Setup, Rise, Holdtime	200ms,80ms,20ms at full load										
Input	Voltage Range	85 ~ 132 VAC/180~264VAC selected by switch, 255~370VDC; 47~63 Hz									
	AC Current	2.4A/115 VAC 1.2A/ 230 VAC									
	Efficiency	70%	78%	80%	81%	81%	82%	84%	84%	84%	84%
	Inrush Current	Cold start 30A/115V 60A/230V									
	Leakage Current	< 1 mA/240VAC									
Protection	Over Load	135% ~ 165%									
		Protection type: Shutdown o/p voltage, recovers automatically after fault condition is removed.									
Environment	Working Temp. & Humidity	-10℃ ~ +60℃; 20% ~ 90 %RH									
	Storage Temp. & Humidity	-20℃ ~ +85℃; 10% ~ 95 %RH									
	Vibration	10 ~ 500Hz, 2G 10min./1 cycle, period for 60min, each along X.Y.Z axes									
Safety	Withstand Voltage	I/P-O/P: 1.5KVAC I/P-FG: 1.5KVAC O/P-FG: 0.5KVAC									
	Isolation Resistance	I/P-O/P, I/P-FG, O/P-FG: 100MΩ /500VDC									
Standards	Safety Standards	Design refer to UL1012									
	EMC Standards	Design refer to FCC Part15 J Conduction Class B									
Others	Weight	0.62Kg									
	Packing	30pcs/18Kg/1.22CUFT									

Outline and Installation Dimension

Terminal Pin No. Assignment

Pin No.	Assignment	Pin No.	Assignment
1	AC/L	4, 5	DC OUTPUT -V
2	AC/N	6, 7	DC OUTPUT +V
3	FG		

Derating Curve

Static Characteristics(24V)
