









Country of Origin : China
 Operating Temperature : 0~40 [°C]
 Dimension : 114 x 53.4 x 34 [mm]
 Efficiency level (ErP) : 
 Approvals / Marks :    
  



Features:

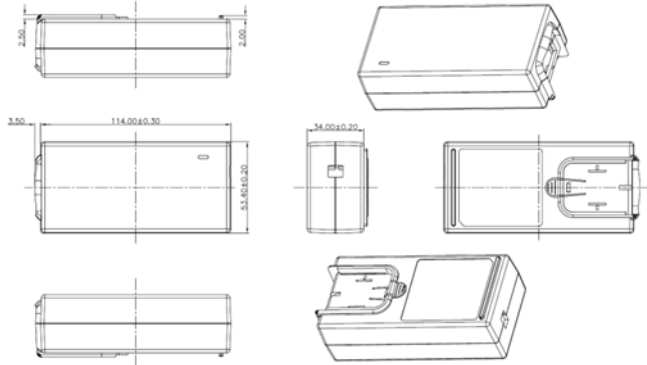
Possible to use AC Plugs (Blades) in set (EU + UK + USA + Australia) = desktop type can be changed into wall mount PSU.
 Wide range Input (90 ~ 264) VAC / (47 ~ 63) Hz.
 Over load, over voltage & short protection.
 For I.T.E use only + RoHS conform.

Specification:

	Model	Voltage DC [V]	Loading [A]	Tol. [%]	OCP [A]	OVP Max [V]	Efficiency [%]	Max. Power [W]	Ripple & Noise [mV]p-p	Connector UL Approved [mm]
ErP IV.	SYS1183-4005-Wxx*	5	0~8.00	±10	14±2	10	>70	40	150	2.1x5.5x11
ErP V.	SYS1183-6512-Wxx*	12	0~5.41	±5	9±2	16	>87	65	120	2.1x5.5x11
	SYS1183-6524-Wxx*	24	0~2.70	±5	5±1.5	27±1	>88	65	240	2.1x5.5x11
*Wxx	Possible to order with	Wxx =W2E--Europe W2--USA,Canada,China,Japan W3U--UK W2A--Australia								
INPUT	Voltage	(90 ~ 264) VAC								
	Frequency	(47 ~ 63) Hz								
	Current	1.6A rms @ AC low line input and DC output full load								
	Inrush Surge Current (cold start)	40/60Amax. @ power supply cold start, ambient temperature 25°C @115VAC / 230VAC nominal AC input.								
	Leakage current	<0.25 mA @ 240Vac input								
PROTECTION	Over load	OCP	(150~200)[%], Fold back							
	Over Voltage	OVP	(110~140)[%], Voltage limiting							
	Short Circuit	Yes, Output to Ground, Auto recovery when fault has been removed. Short Current & Over Current can not exceed 8A max. after 1minute at nominal line input.								
	Protection class	II.								
	No Load Operation	Yes, to protect the power supply and system from damage								
OTHERS	Dielectric Strength	HI-POT B / I/P-O/P (FG): 3KVAC / 10mA / 1 minute								
	Output transient response (dv , tmax)	1.2 dv max At AC nominal input loading from 50% load to max load or peak load. 12ms t max Dynamic rise time 10uS max , duty 40mS max , Dynamic load step is slew rate of 0.5A/uS								
	Power ON Led	Yes								
	Turn on delay	7000ms max. @ AC low line input @ output full load								
	Hold-up Time	10ms @ AC nominal Input and Output full load								
	MTBF Qualification	50K hours full rated load operation at 25°C, according to the MIL-HDBK-217F.								
	DC cable & connector	Standard length of the cable 1,8m & It depends on customer requirements and upon specifications								
	Efficiency (Normal)	>70% min. @ 240VAC input & Full load								
	Power Consumption	Max. 1W @ AC nominal Input and Output min. load for model SYS1183-4005-T2 = 0.7W For model SYS1183-6524-T2 = 0.5W rms max.								
	Input Fuse	250VAC { 1.6A(for 5V model) / 2A (for 12V,19 model) / 1.6(for 24V model)} protected against power line surges and any abnormal conditions								
ENVIRONMENT	Temperature	Operating: (0 ~ 40)°C / Storage: (-20 ~ 85)°C								
	Humidity	Operating: (8 ~ 90)% RH / Storage: (5 ~ 95)% RH non condensing								
SAFETY CE TUV/GS CB cULus FCC C-Tick										
EMC	EMI	EN 55022 Class B (2006)+ A1(2007) EN 61000-3-2 (2006) + A1(2009) + A2 Class A(2009)/EN 61000-3-3 (2008)								
	EMS	EN55024(1998)+A1(2001)+A2(2003) IEC 61000-4-2 (2008) IEC 61000-4-3 (2006) + A1(2007) + A2(2010) IEC 61000-4-4 (2004) + A1(2010) IEC 61000-4-5 (2005) IEC 61000-4-6 (2008) IEC 61000-4-8 (2009) IEC 61000-4-11 (2004)								
WEIGHT	1pc	N.W.: 390g / pc G.W.: 410g / pc								
		0.48 x 0.26 x 0.44 [m]								
PACKING	Box	54pcs / 1box								
		G.W.: 24.4 kg / box								

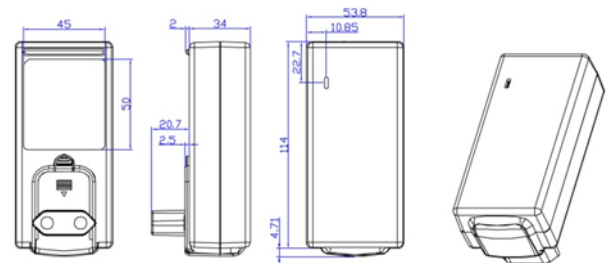
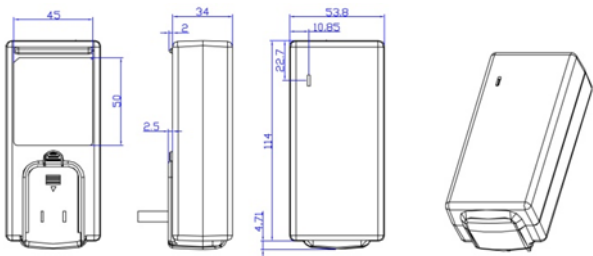
Mechanical case specification:

A) Without plug



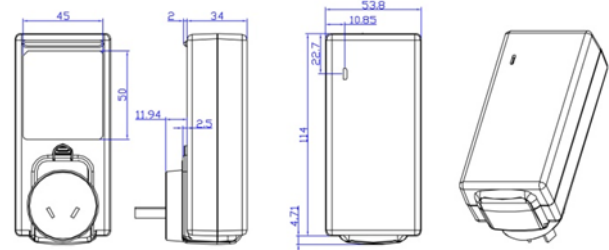
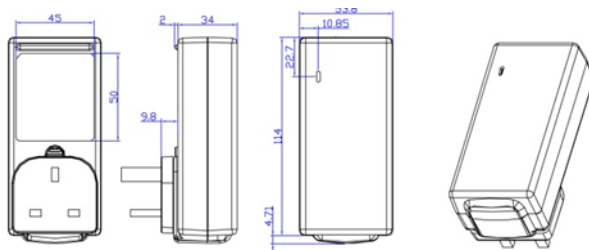
B) W2 type (USA/Japan)

C) W2E type (Europe)



D) W3U type (UK)

E) W2A type (Australia)



Cable specification:

2.1*5.5*11 (1185#16*1C / 4FT)

