

**1. Scope of Application**

This data sheet is applied to the LED package, model CLL010-0305A1-303M1A2.

**2. Part code**

CLL 010
03 05
A1
-
30 3
M1
A2

[1]
[2] [3]
[4] [5] [6]

[1] Part Code

[2] Dies in series quantity

[3] Dies in parallel quantity

[4] Correlated color temperature

[5] Chromaticity range

[6] CRI

**< Features >**

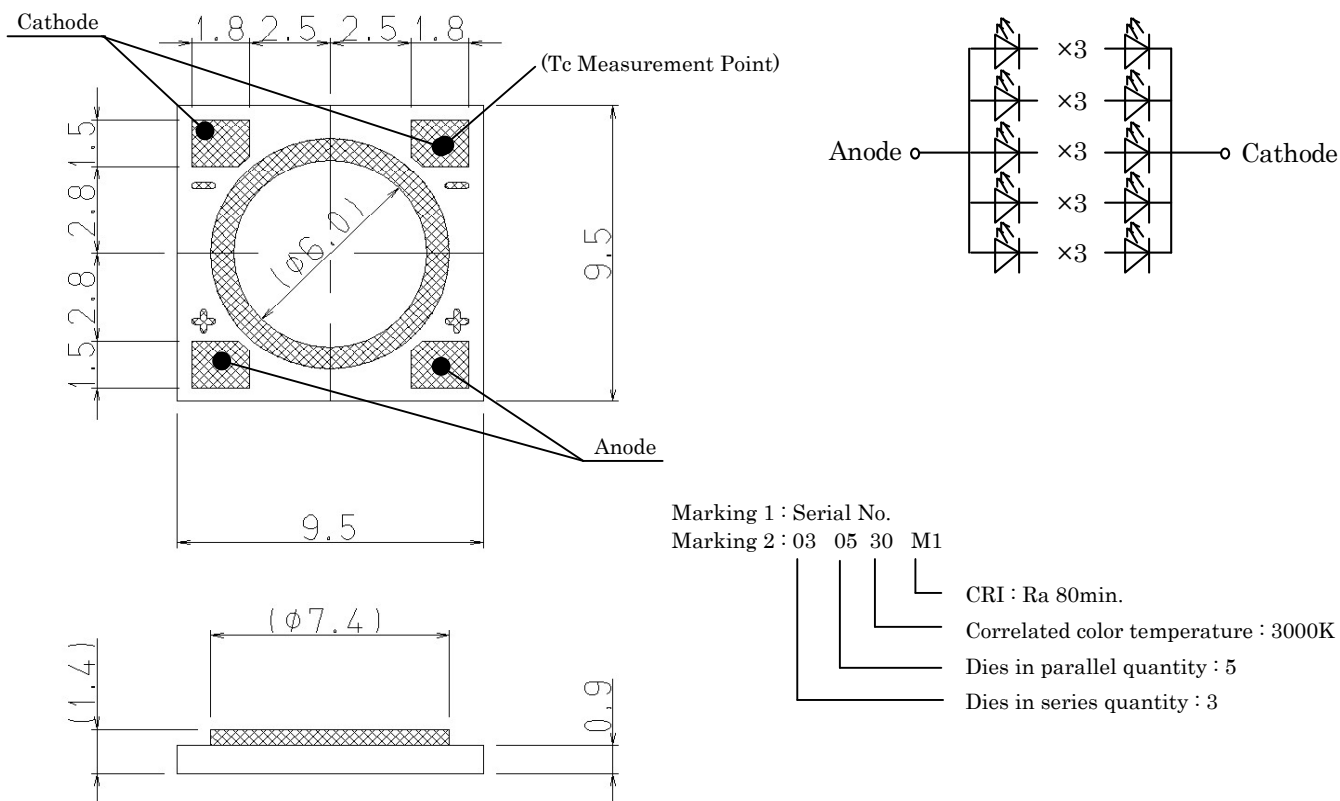
- **External Dimensions:** 9.5×9.5×1.4 mm
- **Internal Structure:** Aluminum Base Chip on Board
- **Connection to Heat Sink:** By M3 screw (Recommended)
  
- **Luminous Flux:** 265 lm @ 300 mA
- **CCT:** 3000 K (ANSI C78.377 Compliant, in 3-Step MacAdam Ellipse)
- **CRI:** Ra 80 min.
- **Thermal Resistance:** 5.5 C/W
  
- **RoHS Compliant**
- IEC62031 / Edition 1.0 / 2008 // LED modules for general lighting - Safety specifications Compliant
- IEC62471 / First Edition / 2006-07 // Photobiological safety of lamps and lamp systems / Exempt level
- IES LM-80

|                                    |                       |
|------------------------------------|-----------------------|
| Symbol                             | CITILED               |
| Name                               | CLL010-0305A1-303M1A2 |
| CITIZEN ELECTRONICS CO.,LTD. JAPAN |                       |

### 3. Outline drawing - Marking

Unit : mm

Tolerances unless otherwise specified : +/-0.3



Marking 1 : Serial No.

Marking 2 : 03 05 30 M1

CRI : Ra 80min.

Correlated color temperature : 3000K

Dies in parallel quantity : 5

Dies in series quantity : 3

### 4. Performance

#### (1) Absolute Maximum Rating

| Parameter             | Symbol          | Rating Value | Unit |
|-----------------------|-----------------|--------------|------|
| Input Power           | P <sub>i</sub>  | 6.7          | W    |
| Forward Current       | I <sub>F</sub>  | 600          | mA   |
| Reverse Current       | I <sub>R</sub>  | 1            | mA   |
| Operating Temperature | T <sub>op</sub> | -30 ~ +85    | C    |
| Storage Temperature   | T <sub>st</sub> | -40 ~ +100   | C    |
| Case Temperature      | T <sub>c</sub>  | 100          | C    |
| Junction Temperature  | T <sub>j</sub>  | 150          | C    |

\*1 Input power and forward current are the values when the LED is used within the range of the derating curve in this data sheet.

\*2 Refer to 3. Outline drawing for T<sub>c</sub> measurement point

\*3 D.C. Current :  $T_j = T_c + R_{j-c} \times I_F$

|                                    |                       |
|------------------------------------|-----------------------|
| Symbol                             | CITILED               |
| Name                               | CLL010-0305A1-303M1A2 |
| CITIZEN ELECTRONICS CO.,LTD. JAPAN |                       |

## (2) Electro-optical Characteristics

Tc=25C

| Parameter          | Symbol   | Condition     | Min. | Typ. | Max  | Unit |
|--------------------|----------|---------------|------|------|------|------|
| Forward Voltage    | $V_F$    | $I_F=300mA$   | 8.4  | 9.2  | 10.0 | V    |
| Luminous Flux      | $\Phi_V$ | $I_F=300mA$   | 225  | 265  | -    | lm   |
| CRI                | Ra       | $I_F=300mA$   | 80   | -    | -    | -    |
| Thermal Resistance | Rj-c     | Junction-Case | -    | 5.5  | -    | C/W  |

Chromaticity coordinates ( Condition :  $I_F=300mA$ ,  $T_c = 25C$ )

| Center         |         |
|----------------|---------|
| x              | y       |
| 0.4338         | 0.4030  |
| Oval parameter |         |
| a              | 0.00834 |
| b              | 0.00408 |
| $\theta^\circ$ | 53.17   |

Reference (ANSI C78.377)

|       |        | x      | y      |
|-------|--------|--------|--------|
| 3000K | Center | 0.4338 | 0.4030 |
|       | a      | 0.4562 | 0.4260 |
|       | b      | 0.4299 | 0.4165 |
|       | c      | 0.4147 | 0.3814 |
|       | d      | 0.4373 | 0.3893 |

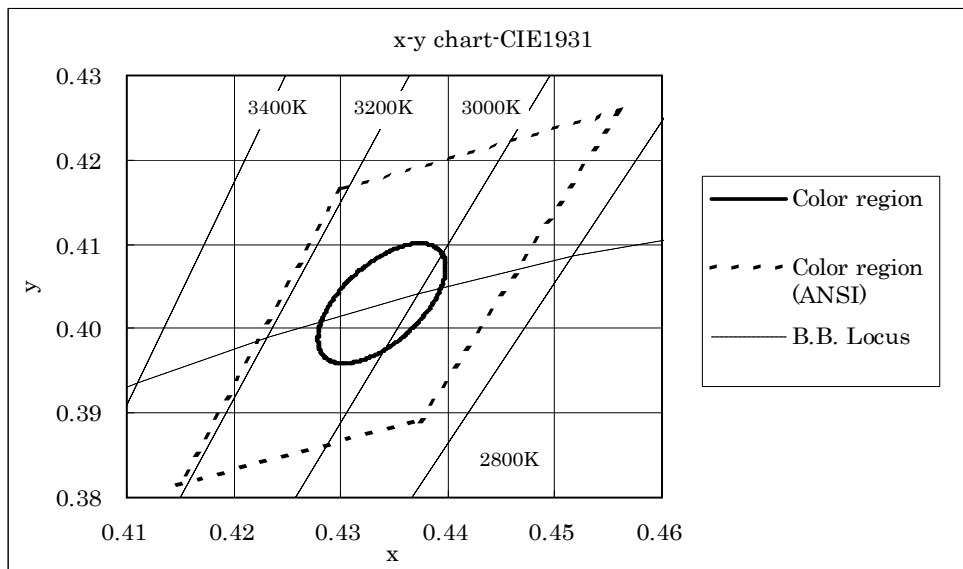
\*Color region stay within MacAdam "3-step" ellipse from the chromaticity center.

\*The chromaticity center refers to ANSI C78.377:2008.

Please refer to ANSI C78.377 for the chromaticity center.

\* $\theta$  is the angle between the major axis of the ellipse and the x-axis,

and a and b are the major and minor semi-axes of an ellipse. (Ref. IEC 60081:1997 AnnexD)

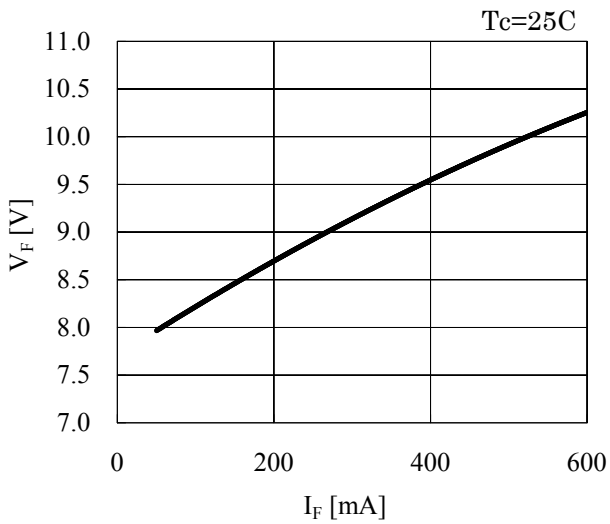


Note: The tolerance of measurement at our tester is  $V_F \pm 3\%$ ,  $\Phi_V \pm 10\%$ , Chromaticity(x,y)  $\pm 0.005$  and Ra  $\pm 1$ .

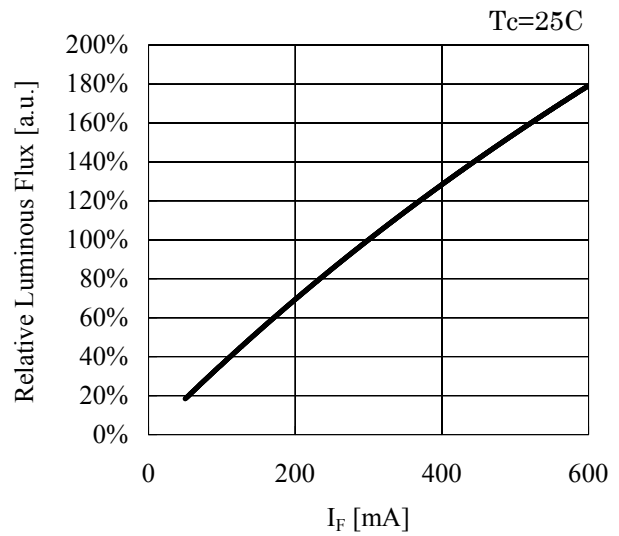
|                                    |                       |
|------------------------------------|-----------------------|
| Symbol                             | CITILED               |
| Name                               | CLL010-0305A1-303M1A2 |
| CITIZEN ELECTRONICS CO.,LTD. JAPAN |                       |

## 5. Characteristics

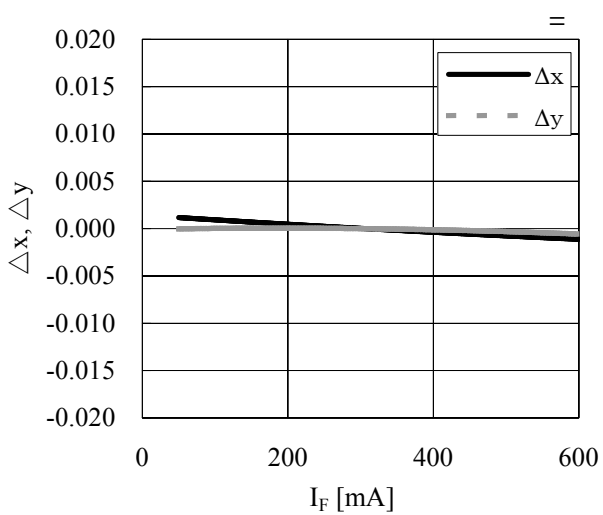
Forward Current vs. Forward Voltage



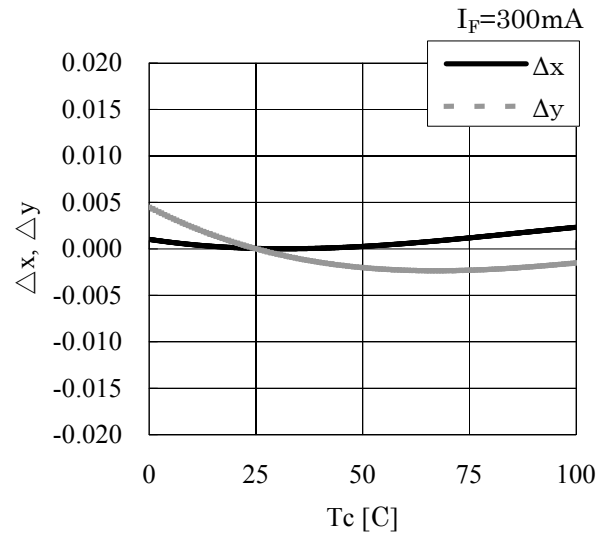
Forward Current vs. Relative Luminous Flux



Forward Current vs. Chromaticity Coordinate



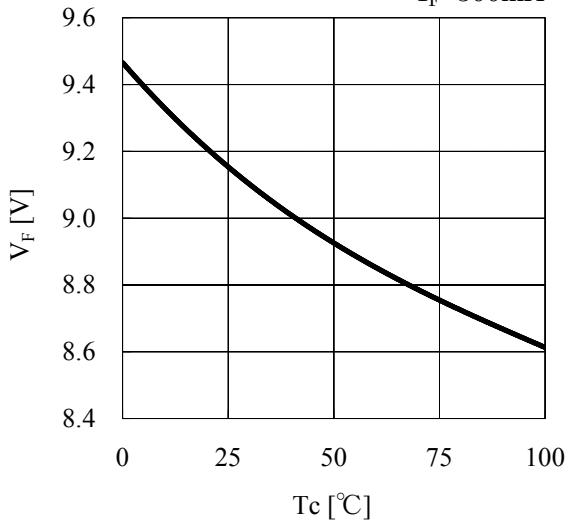
Case Temperature vs. Chromaticity Coordinate



|                                    |                       |
|------------------------------------|-----------------------|
| Symbol                             | CITILED               |
| Name                               | CLL010-0305A1-303M1A2 |
| CITIZEN ELECTRONICS CO.,LTD. JAPAN |                       |

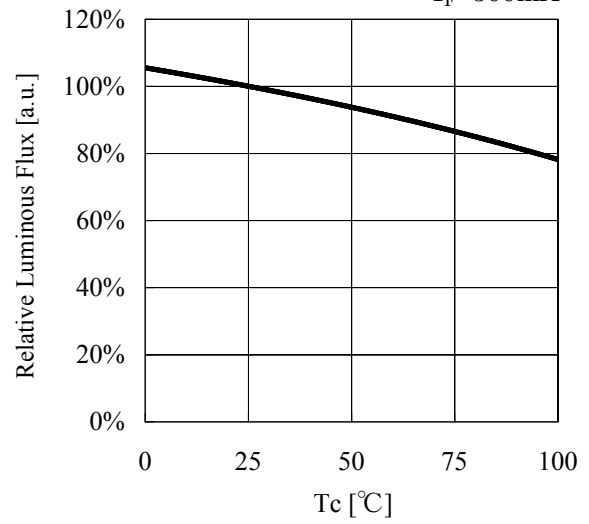
Case Temperature vs. Forward Voltage

$I_F=300\text{mA}$

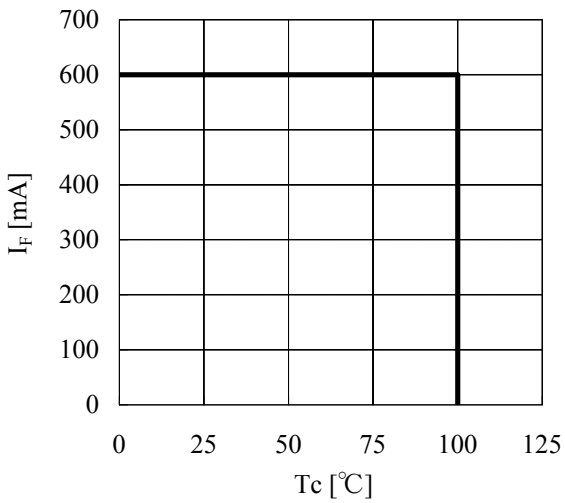


Case Temperature vs. Relative Luminous Flux

$I_F=300\text{mA}$

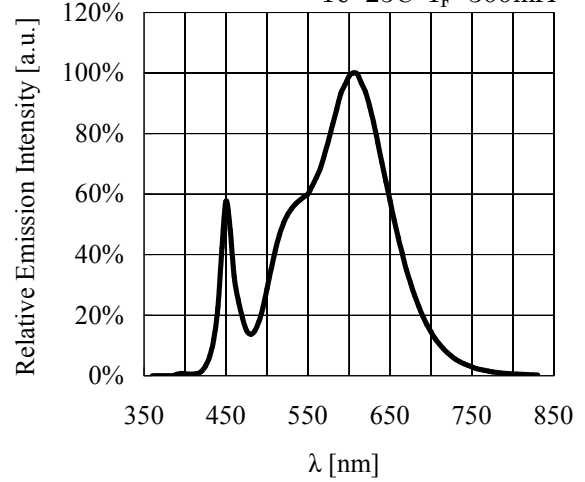


Case Temperature vs. Allowable Forward Current

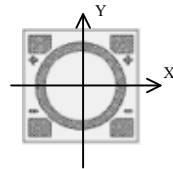
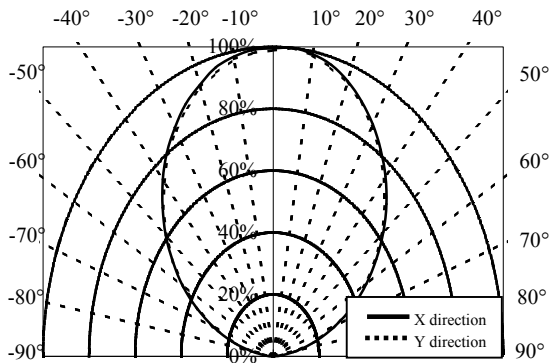


Spectrum

$T_c=25\text{C } I_F=300\text{mA}$



Directive Characteristic



|                                    |                       |
|------------------------------------|-----------------------|
| Symbol                             | CITLED                |
| Name                               | CLL010-0305A1-303M1A2 |
| CITIZEN ELECTRONICS CO.,LTD. JAPAN |                       |

# DATA SHEET

6/11

## 6. Reliability

### (1) Details of the tests

| Test Item                     | Test Condition  |
|-------------------------------|---|
| Continuous Operation Test     | Ta=25 C, I <sub>F</sub> =300 mA× 1000 hours(with Al-fin)      |
|                               | I <sub>Fmax</sub> =600 mA Tjmax=150C× 1000 hours(with Al-fin) |
| Low Temperature Storage Test  | -40 C × 1000 hours  |
| High Temperature Storage Test | 100 C × 1000 hours  |
| Moisture-proof Test           | 85 C, 85 %RH for 500 hours                                    |
| Thermal Shock Test            | -40 C × 30 minutes – 100 C × 30 minutes, 100 cycle            |

### (2) Judgement Criteria of Failure for Reliability Test

(Ta=25C)

| Measuring Item      | Symbol         | Measuring Condition   | Judgement Criteria for Failure |
|---------------------|----------------|-----------------------|--------------------------------|
| Forward Voltage     | VF             | I <sub>F</sub> =300mA | >U X 1.1                       |
| Total Luminous Flux | Φ <sub>v</sub> | I <sub>F</sub> =300mA | <S X 0.85                      |

U defines the upper limit of the specified characteristics. S defines the initial value.

Note : Measurement shall be taken between 2 hours and 24 hours, and the test pieces should be return to the normal ambient conditions after the completion of each test.

|                                    |                       |
|------------------------------------|-----------------------|
| Symbol                             | CITLED                |
| Name                               | CLL010-0305A1-303M1A2 |
| CITIZEN ELECTRONICS CO.,LTD. JAPAN |                       |

## 7. Packing Specifications

### (1) Packing

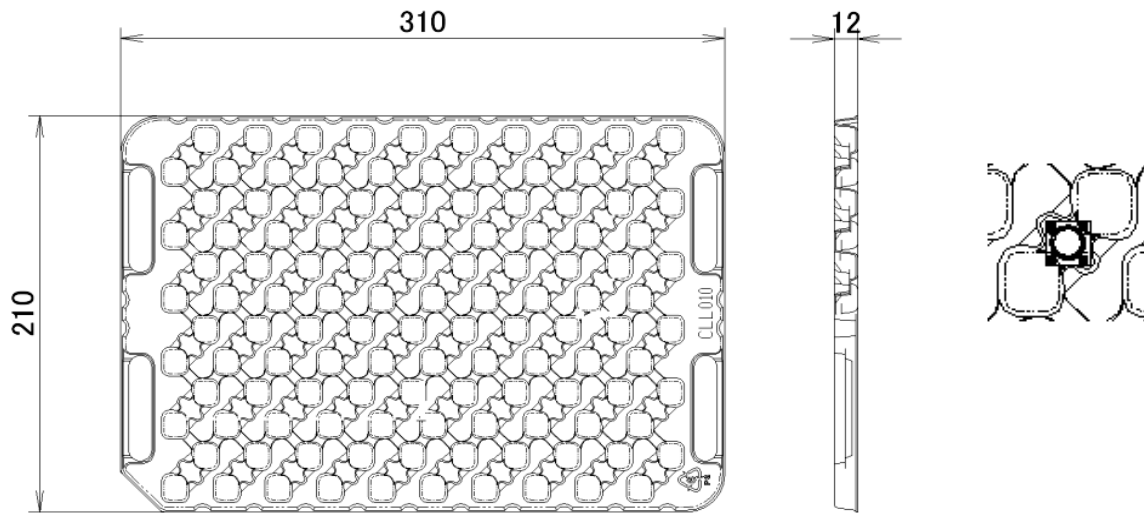
An empty tray is placed on top of a six-tier tray which contain 60 pieces each. The set of seven trays is banded together with two rubber bands.

(Smallest packing unit: 360 pieces)

A label with product name, quantity, lot number is placed on the upper empty tray.


Tray (Dimensions: 310 × 210 × 12 mm / Materials: Electrically conductive PS)

< Packing figure >



Product 60 pcs/tray

< Example of indication label >

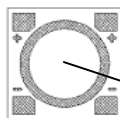
|   |        |
|---|--------|
| CUSTOMER  |        |
| TYPE : CLL010-*****-*****-(1)   |        |
| P. NO : *****   | ---(2) |
| Lot No: *****   | ---(3) |
| Q'ty : ***  | ---(4) |
|  |        |
| CITIZEN ELECTRONICS   |        |

1. TYPE e.g. CLL010-0305A1-303M1A2
2. P.No. (Customer's P/N) e.g. 50008-010-1203303M1
3. Lot No.
  - First and second letter: Last digit of the year e.g. 11 : year 2011
  - Third letter: Production month e.g. 8 : August
  - Note: October, November and December are designated
  - Forth letter: CE's control number e.g. 5035
4. Quantity

|                                    |                       |
|------------------------------------|-----------------------|
| Symbol                             | CITILED               |
| Name                               | CLL010-0305A1-303M1A2 |
| CITIZEN ELECTRONICS CO.,LTD. JAPAN |                       |

## 8. Precautions

1. Avoid the application of any stress to the resin portion.
2. Avoid any contact by a sharp metal nail or other materials with the resin portion.



Resin portion (including white resin)

### 3. Precautions for product assembly

- When the LED package is attached to the heat sink, it is recommended to fix with TIM adhesive sheet. In the mean time, please be careful not to apply too much stress to the LED package. Conditions of fixising on the heat sink shall be optimized in accordance with the specifications of TIM adhesive sheet.
  - To fix firmly on the heat sink, please use fixation adhesive with TIM adhesive sheet as needed. In addition, asperity or burrs harms the thermal connection between the LED package and the heat sink. So please ensure correct contact to keep both thermal and mechanical connection.
4. Insulation of the thermal section from the heat sink section of the LED has been confirmed up to 500V. However, for voltages higher than 500V, the customer should confirm the level of insulation themselves or contact Citizen Electronics. With regard to insulation after this product has been assembled in an apparatus, preventive action should be carried out by the customer.
  5. For fixing this product to the outer heat sink, heat grease should be applied to the whole rear deformation when conducting the clamping operation with heat grease in sheet form.

### 6. Handling of static electricity

- These products are sensitive to static electricity charge. Please take measures to prevent any static electricity being produced such as the wearing of a wristband or anti-static gloves when handling this product.
- All devices, equipment and machinery must be properly grounded. It is recommended that precautions be taken against surge voltage to the equipment that mounts the LEDs.
- ESD sensitivity of this product is 1000V (HBM, based on JEITA ED-4701/304).
- When inspecting the final products in which LEDs were assembled, it is recommended to check whether the assembled LEDs are damaged by static electricity or not.
- It is easy to find static-damaged LEDs by a light-on test.

|                                    |                       |
|------------------------------------|-----------------------|
| Symbol                             | CITILED               |
| Name                               | CLL010-0305A1-303M1A2 |
| CITIZEN ELECTRONICS CO.,LTD. JAPAN |                       |



## 8. Precautions (continued)

### 7. Lighting at a low current

A minimum current value of lighting of all dice is 25mA.

When a minimum current is applied, LED dice may look different in their brightness due to the individual difference of the LED element, and it is not a failed product.

8. Please be aware that this product should not come into contact with any other parts in assembled status.

### 9. Drive circuit

- A constant current circuit is recommended as a drive circuit.

And when two or more LED packages are connected, the series connection between each package is recommended.

- Please design a circuit that prevents any reverse voltage (excess current) from being applied to this product instantaneously when the circuit is ON or OFF.

### 10. Heat generation

- As this product is designed with consideration of the heat release property of module, a heat release design is required to use this product efficiently.

Please ensure that heat generation is not in excess of the absolute maximum rating. (Refer to 4-1 Performance)

- Factors responsible for an increase in temperature include heat generation attributed to ambient temperature conditions or power dissipation. Thus, drive conditions should be taken into consideration, depending on ambient temperature (Ta).

### 11. Recommended soldering condition (This product is not adaptable to reflow process)

- Manual soldering

- Soldering shall be implemented using a soldering bit of 40W or less with a temperature 350°C or less within 3.5 seconds for one land.

(Recommended condition in a case of lead-free solder condition)

- No external force shall be applied to resin part during soldering.

- Next process of soldering should be carried out after the product has returned to ambient temperature.

- For soldering correction

- Regarding soldering correction, above conditions shall be used.

- Contacts number of soldering bit should be within twice for each terminal as a correction.

\* Citizen Electronics cannot guarantee if usage exceeds this recommended conditions.

Please use it after sufficient verification is carried out on your own risk if necessary.

|                                    |                       |
|------------------------------------|-----------------------|
| Symbol                             | CITILED               |
| Name                               | CLL010-0305A1-303M1A2 |
| CITIZEN ELECTRONICS CO.,LTD. JAPAN |                       |

## 8. Precautions (continued)

### 12. Eye Safety

- The International Electrical Commission (IEC) published in 2006 IEC 62471 *"2006 Photobiological safety of lamps and lamp systems"* which includes LEDs within its scope. When sorting single LEDs according to IEC 62471, most white LEDs can be classified as belonging to either Exempt Group or Risk Group 1.
- However, Optical characteristics of LEDs such as radiant flux, spectrum and light distribution are factors that affect the risk group determination of the LED, and especially a high-power LED, that emits light containing blue wavelengths, may have properties equivalent to those of Risk Group 2.
- Great care should be taken when directly viewing an LED that is driven at high current, has multiple uses as a module or when focusing the light with optical instruments, as these actions may greatly increase the hazard to your eyes.
- It is recommended to regard the evaluation of stand-alone LED packages as a reference and to evaluate the customer's final product.

13. The use of Class 2 power supply is assumed for this product.

14. If the product might to be used under the following conditions, the customer must evaluate its appropriateness them. This product is not designed for use under the following conditions in places where the product might:

- get wet due to rain
- suffer from damage caused by salt.
- be exposed to corrosive gas such as Cl, H<sub>2</sub>S, NH<sub>3</sub>, SO<sub>2</sub>, Nox and so on.
- be exposed to dust, fluid or oil.

|                                    |                       |
|------------------------------------|-----------------------|
| Symbol                             | CITILED               |
| Name                               | CLL010-0305A1-303M1A2 |
| CITIZEN ELECTRONICS CO.,LTD. JAPAN |                       |

## 9. Precautions with regard to product use

1. This document is provided for reference purposes only so that CITIZEN ELECTRONICS' products are used as intended. CITIZEN ELECTRONICS neither makes warranties or representations with respect to the accuracy or completeness of the information contained in this document nor grants any license to any intellectual property rights or any other rights of CITIZEN ELECTRONICS or any third party with respect to the information in this document.
  
2. All information included in this document such as product data, diagrams, charts, is current as of the date this document is issued.  
Such information, however, is subject to change without any prior notice.  
Before purchasing or using any CITIZEN ELECTRONICS' products listed in this document, please confirm the latest product information with a CITIZEN ELECTRONICS' sales office, and formal specifications must be exchanged and signed by both parties prior to mass production.
  
3. CITIZEN ELECTRONICS has used reasonable care in compiling the information included in this document, but CITIZEN ELECTRONICS assumes no liability whatsoever for any damages incurred as a result of errors or omissions in the information included in this document.
  
4. Absent a written signed agreement, except as provided in the relevant terms and conditions of sale for product, and to the maximum extent allowable by law, CITIZEN ELECTRONICS assumes no liability whatsoever, including without limitation, indirect, consequential, special, or incidental damages or loss, including without limitation, loss of profits, loss of opportunities, business interruption and loss of data, and disclaims any and all express or implied warranties and conditions related to sale, use of product, or information, including warranties or conditions of merchantability, fitness for a particular purpose, accuracy of information, or no infringement.
  
5. Though CITIZEN ELECTRONICS works continually to improve products' quality and reliability, products can malfunction or fail. Customers are responsible for complying with safety standards and for providing adequate designs and safeguards to minimize risk and avoid situations in which a malfunction or failure of a product could cause loss of human life, bodily injury or damage to property, including data loss or corruption.  
In addition, customers are also responsible for determining the appropriateness of use of any information contained in this document such as application cases not only with evaluating by their own but also by the entire system.  
CITIZEN ELECTRONICS assumes no liability for customers' product design or applications.
  
6. Please contact CITIZEN ELECTRONICS' sales office if you have any questions regarding the information contained in this document, or if you have any other inquiries.

CITIZEN Micro HumanTech is a registered trademark of Citizen Holding Co., Japan.

CITILED is a registered trademark of CITIZEN ELECTRONICS CO., LTD. Japan

|                                    |                       |
|------------------------------------|-----------------------|
| Symbol                             | CITILED               |
| Name                               | CLL010-0305A1-303M1A2 |
| CITIZEN ELECTRONICS CO.,LTD. JAPAN |                       |